


Basic fancy Crate
















THIS WAY UP



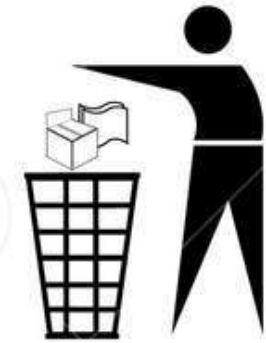
HANDLE WITH CARE



FRAGILE



KEEP DRY



DO NOT LITTER



KEEP AWAY FROM DIRECT SUNLIGHT



DO NOT DROP



MAX 5 CARTON



ONLY USE THE TROLLEY



DO NOT USE HAND HOOKS



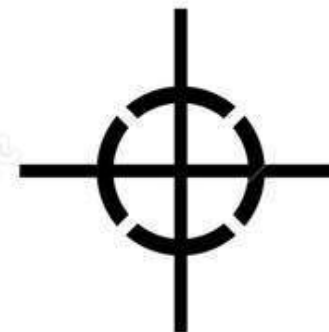
DO NOT STEP



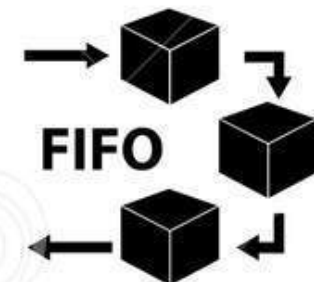
CLAMP AS INDICATED



RECYCLED PACKAGE



CENTER OF GRAVITY



USE FIFO SYSTEM

Basic non-fancy Crate







Pre-made





15 9:24 AM



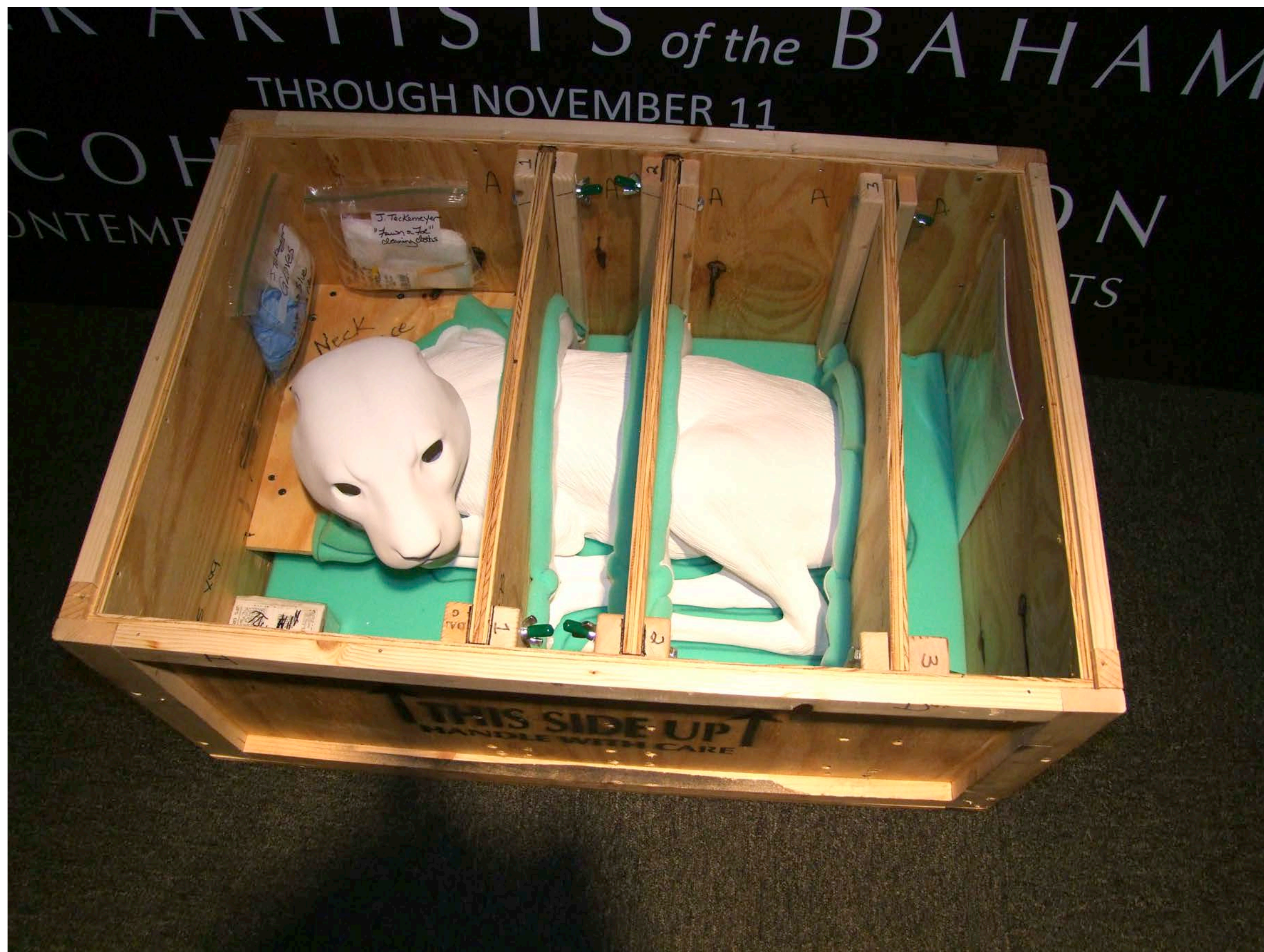
Object crates



Bronze sculpture packed for transport. Crates within a crate offer increased protection from vibration, shock and impact.











Art Frames





materials





Static loading values shown will yield optimum protection / lowest possible G forces for that type and thickness of foam, as shown in right hand column.

Foam Type	Thickness	Static Loading – object lbs. per sq.in. foam (psi)	Static Loading – as sq. in. foam required per object lbs.	G force limited to:
Polyester Urethane	2"	.375 psi.	2.67 sq.in./lb.	37 Gs
Polyester Urethane	4"	.375 psi.	2.67 sq.in./lb.	14 Gs
Ethafoam 220	2"	.67 psi.	1.67 sq.in./lb.	46 Gs
Ethafoam 220	4"	.85 psi.	1.17 sq.in./lb.	24 Gs
Plastazote LD24	2"	~ .5 psi.	~ 2 sq.in./lb.	60 Gs
Ethafoam HS 45	2"	.75 psi.	1.33 sq.in./lb.	54 Gs
Ethafoam HS 600	2"	1.2 psi.	.833 sq.in./lb.	45 Gs
Ethafoam HS 900	2"	2.2 psi.	.454 sq.in./lb.	53 Gs

There's always ULINE

Here are some ULINE alternatives:

SHIPPING SUPPLIES

eastcoastpkg.com
papermart.com
packagingprice.com
prattindustries.com
theboxery.com
crosscorpusa.com
ecoenclose.com
primepackaging.com
bagbarn.com
staplesadvantage.com

INDUSTRIAL SUPPLY


globalindustrial.com
granger.com
mcmaster.com

CUSTOM

stickergiant.com
lumi.com
stephengould.com
busybeaver.net
labelvalue.com

Bad things happen





MUSEUM OF FINE ARTS
MFA
FLORIDA STATE UNIVERSITY
TALLAHASSEE INTERNATIONAL
250 FINE ARTS BUILDING
530 WEST CALL STREET
TALLAHASSEE FL 32306-1240

SHIPPER:
MUSEUM OF FINE ARTS
250 FINE ARTS BUILDING
530 WEST CALL STREET
TALLAHASSEE FL 32306-1240

CONSIGNEE:
FLORIDA STATE UNIVERSITY
TALLAHASSEE INTERNATIONAL
250 FINE ARTS BUILDING
530 WEST CALL STREET
TALLAHASSEE FL 32306-1240

PRG: 1804560902

SOL:
SEMP:
PD:
STOR:

LABEL 1 OF 1

FedEx



What not to do







Tips and tricks



SAVE ALL
PACKING MATERIAL

LIFT BOX BY
STRING HANDLES!

^B
B



* This instruction is the same to all three boxes.

Please check the received three packages.


Each box has 2 art pieces, 4 steel-wire hooks, and 4 rings.

Each art work tied up with 6 legs. Please handle with care. The legs are fragile.



1. Open the top side where a sign show "open side", using a cutter along with the dots on box tapes.

Dots on box tapes



2. Find 4 steel-wire hooks and 4 rings for hanging the art pieces.

Note: see the installation manual.

4 steel -wire hooks and 4 rings in the Ziploc bag.

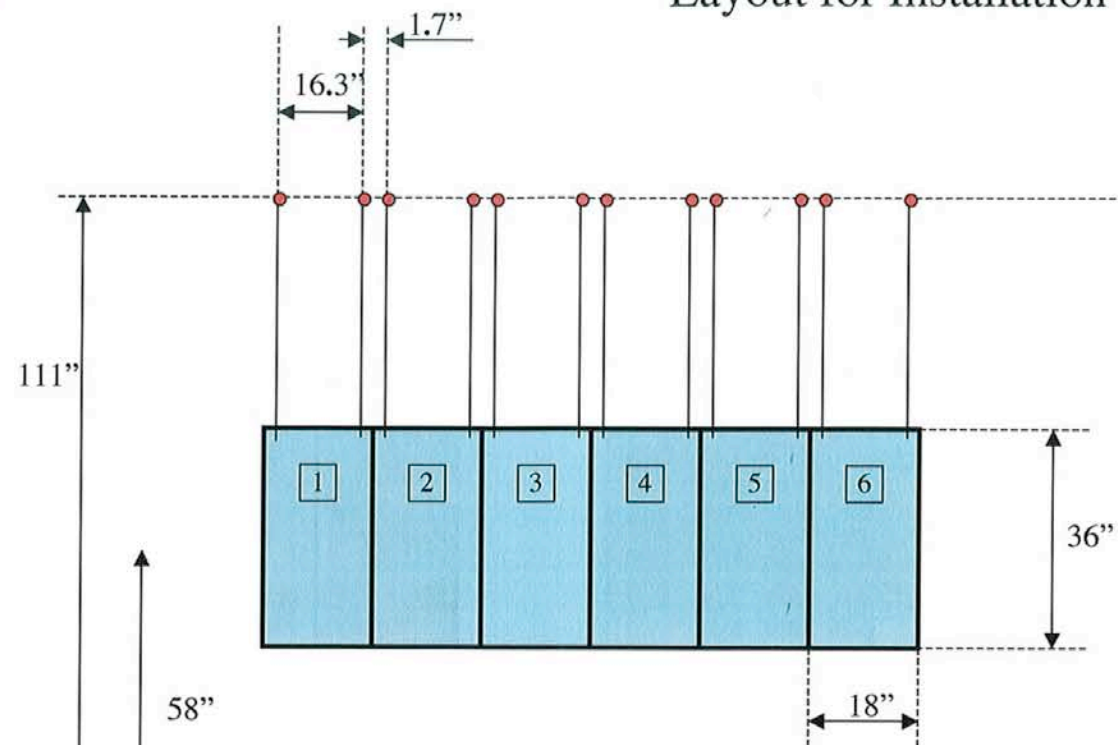


3. Take out one of the Styrofoam sides which has a handle. It will make the art pieces out easily.



4. Lay down the box like the picture. Use the box board to grab. Take out the art pieces.

Layout for Installation



Note: ● The red dots represent the nail spots

Note: No space/gap between art pieces.

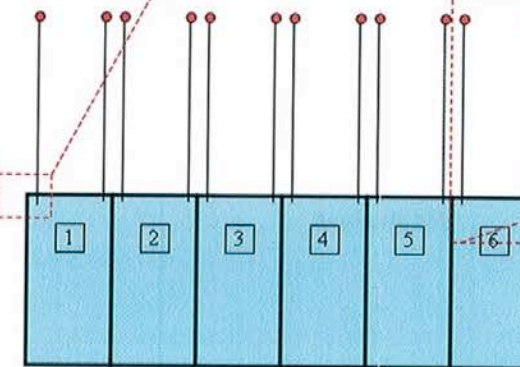
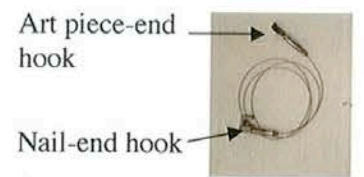
3/6

Connects of the hook, ring and art piece



Steel-wire hook

ring



6/6



Taehee Kim
Meditation

crystal wafers, polymer plates, chromium,
gold, titanium and copper



Questions?